

Remote Connect Overview

The convenience of Remote Connect enables on-the-go vehicle interaction.



TOYOTA

MAY
2019

Backwards Compatible!

Also applicable to 2018 Camry models equipped with Remote Connect

**REMOTE
CONNECT APP¹**

SMARTWATCH
As a Companion of the
Smartphone

**GOOGLE
ASSISTANT**
Toyota Action

**AMAZON
ALEXA**
Toyota Skill

Toyota offers an incredible array of entertainment, convenience and connectivity features. These features now include **Google Assistant** and **Amazon Alexa³ capability** – as well as **smartwatch integration** – for 2018 and later models equipped with Remote Connect².

DID YOU KNOW?

Vehicles equipped with **Remote Connect²** now have key fob¹³ compatibility for Remote Start¹.

Connected Services registration will be required to use the complete suite of Remote Connect services, which include **Smartphone**, **Smartwatch**, and **smart home devices**.

Audio Plus vehicle key fob functionality is available for up to **3 years**. Beyond **3 years** requires a subscription. Applicable for Model Year 2019 vehicles and 2020 Corolla Sedan Remote Connect capable.

Premium Audio vehicle key fob functionality is available for up to **10 years**. Beyond **10 years** requires a subscription. Applicable for Model Year 2019 vehicles and 2020 Corolla Sedan Remote Connect capable.

How do I use the key fob through Remote Connect to start my Toyota?

1. Press the **LOCK** button on the remote.
2. Press the **LOCK** button a second time within 1 second.
3. Press the **LOCK** button again, this time holding it for 3 seconds. The engine will start.



REMOTE CONNECT APP

Remote Connect enables you to start/stop engine, lock/unlock doors and more using a compatible smartphone.

1 Ensure that your vehicle is equipped with **Remote Connect***, and that you are registered in **Toyota Connected Services** via your **Toyota Owners** account.

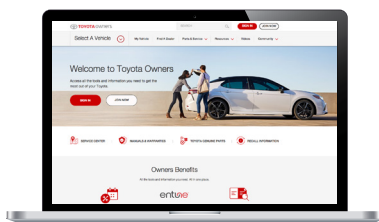
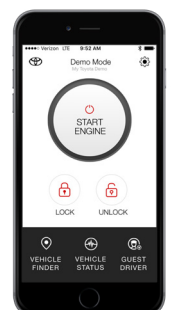
* Remote Connect features require an active trial or subscription.

2 Download the **Remote Connect App** from the App Store⁸ or Google Play Store¹². Use your **Toyota Owners** account credentials to sign in.

Remote Connect App Features:

- Remote Start & Stop
- Lock & Unlock
- Vehicle Finder
- Vehicle Status
- Guest Driver Monitor

Want to know more about the Remote Connect App? Search **Toyota Remote Connect** on YouTube.





REMOTE CONNECT: SMARTWATCH AS A COMPANION OF THE SMARTPHONE

One of the best features offered by Toyota is Remote Connect.² This functionality-rich mobile app enables Toyota owners to monitor and control a wide range of vehicle features.

And now, with the introduction of smartwatch compatibility for both Apple® iOS and Android™¹¹ devices, that great functionality is getting even better. This means that if you have a compatible smartwatch paired to your mobile device, you can now use it for many of Remote Connect's great features, like **Engine Start/Stop¹**, **Door Lock/Unlock**, **Vehicle Status** and **Vehicle Finder**. (**Guest Driver Monitor** is not available via the smartwatch interface.) These features can be controlled either via the smartwatch's touch-screen interface or by voice command through the watch's native iOS or Android voice recognition system.



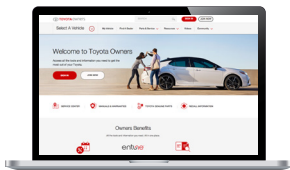
Like any connected system, service and performance depend on many factors, such as:

- Smartphone operating system software version
- Smartphone battery power level
- Cellular reception to the smartphone
- Smartphone applications are running at the same time
- Smartphone operating system updates may affect Entune™ app functionality

Setting up Remote Connect (Apple Watch)

1 Ensure that your vehicle is equipped with **Remote Connect***, and that you are registered in **Toyota Connected Services** via your **Toyota Owners** account.

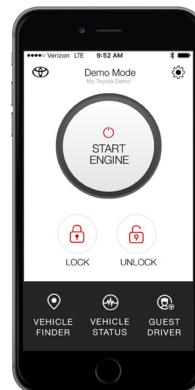
* Remote Connect features require an active trial or subscription.



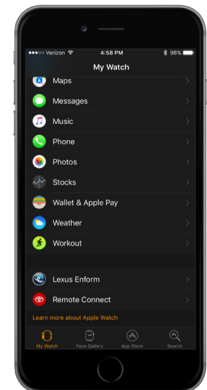
2 See App Store® for compatibility.



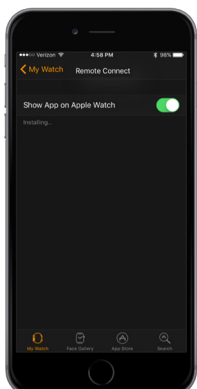
3 Ensure that the **Remote Connect** app is installed on the iPhone® and is up to date, signed in and functioning correctly.



4 Open the **Watch** app, and then select the **My Watch** tab. Scroll down and select the **Remote Connect** app.



5 Enable **Show App on Apple Watch** by setting the toggle to the green position.



6 Once the app⁴ has synced to the Apple Watch®, open it on the watch.



7 Select **OK** to continue, and then enter your Remote Connect PIN (the same one used on the iPhone app).



8 Choose to either enable or disable the PIN requirement and voice command functionality, and then accept the terms and conditions.



Remote Connect Overview

The convenience of Remote Connect enables on-the-go vehicle interaction.



TOYOTA

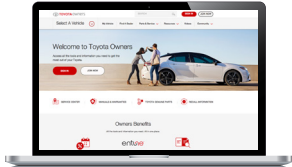
MAY
2019

Setting up Remote Connect (Android Wear)


- 1** Ensure that your vehicle is equipped with **Remote Connect**^{*}, and that you are registered in **Toyota Connected Services** via your **Toyota Owners** account.

^{*} Remote Connect features require an active trial or subscription.

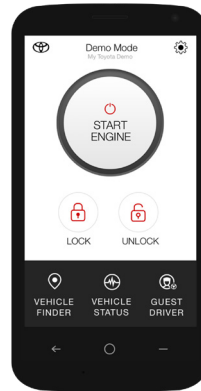
^{**} Devices not eligible: FitBit, Samsung Smartwatch, Garmin Smartwatch.



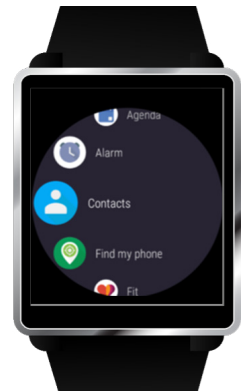
- 2** See Google Play Store for compatibility.



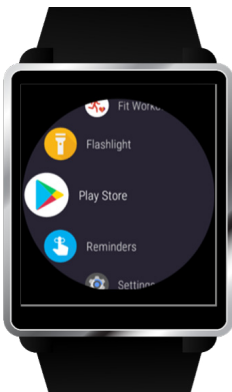
- 3** Ensure that the **Remote Connect** app is installed on the phone and is up to date, signed in and functioning correctly.



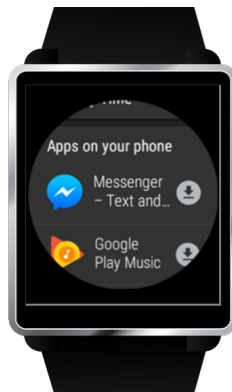
- 4** On the watch, press the power button to wake the device (if needed) and view the list of apps.



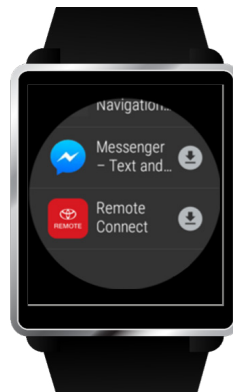
- 5** Scroll down to the **Play Store** and select it. You will be signed in with the Google¹² account used to set up the watch.



- 6** Within the **Play Store**, scroll again to find the **Apps on your phone** section.



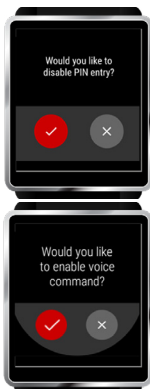
- 7** Find **Remote Connect** in this list, and then simply tap its download arrow icon to install it to the watch. Once the app has synced to the Android Smartwatch[®], open it on the watch.



- 8** Select **OK** to continue, and then enter your Remote Connect PIN.



- 9** Choose to either enable or disable the PIN requirement and voice command functionality, and then accept the terms and conditions.



Remote Connect Overview

The convenience of Remote Connect enables on-the-go vehicle interaction.



TOYOTA

MAY
2019



Big help is here with Google¹² Home. It has the Google Assistant built-in, so you can ask it questions and tell it to do things. Just start with “Hey Google” to get answers from your Google Assistant, tackle your day, control your smart home and enjoy entertainment⁹. And through Voice Match, your Assistant provides information personalized for you since it can distinguish your voice from others.¹⁰

The Google Assistant is a digital assistant similar to Apple’s Siri^{®5} and Amazon Alexa.³ The Google Assistant is built into and works with numerous smart home devices. Control your digital assistant experience through apps available on both Apple^{®8} iOS and Google Android^{™11} mobile operating systems.

2018 and later vehicles equipped with Remote Connect² will work with any Google Assistant-enabled device to invoke PIN-protected actions like starting the engine or unlocking the doors. It can also provide status updates, answering questions like “How much fuel is in my car?” and “Are my doors locked?”

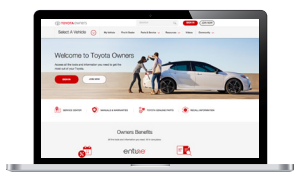
Ask Your Google Assistant:

“Hey Google, ask Toyota to start my car.”
“Hey Google, ask Toyota how much gas is in my car.”
“Hey Google, ask Toyota if my doors are locked.”
“Hey Google, ask Toyota how many miles are on my car.”

Connecting The Google Assistant to your Toyota vehicle⁷


1 Ensure that your vehicle is equipped with **Remote Connect^{*}** and that you are registered in **Toyota Connected Services** via your **Toyota Owners** account.

* Remote Connect features require an active trial or subscription.

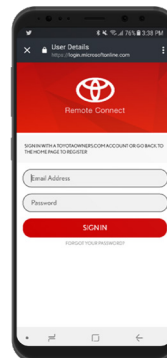


2 Sign in to your Google¹² account* at assistant.google.com, or open the **Google Assistant** app. Search for and enable the **Toyota** action.

* You will need a Google account to enable and link the Google Assistant Toyota Action.

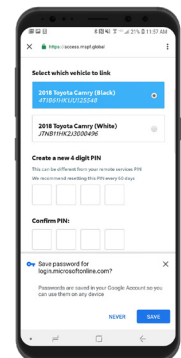


3 Once enabled, sign in to the action with your **Toyota Owners** login credentials.



4 Select your vehicle, create and confirm a **four-digit PIN^{*}**, and then select **Save**.

* This PIN does not need to match any existing Toyota PIN you may have. It is only used to authorize certain sensitive commands, like starting the vehicle or unlocking the doors.



Remote Connect Overview

The convenience of Remote Connect enables on-the-go vehicle interaction.



TOYOTA

MAY
2019



Amazon Alexa³ is a cloud-based voice service that can help you with tasks, entertainment, general information and more. It is similar to Apple's Siri⁵, Microsoft's Cortana and Google Assistant.

With Alexa, you can ask to play music, hear the news, check weather, control smart home devices and now command your eligible Toyota vehicle with remote commands on any Alexa built-in device.

Sample Alexa Utterances:

"Alexa, ask Toyota to start my car."

"Alexa, ask Toyota to lock my car."

"Alexa, ask Toyota to unlock my car."

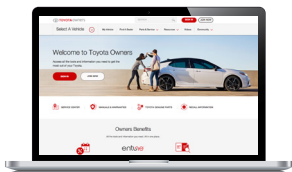
"Alexa, ask Toyota how much gas is in my car."

2018 and later vehicles equipped with Remote Connect² will work with any Alexa-enabled device to invoke PIN-protected actions and vehicle status.

Connecting Amazon Alexa to your Toyota vehicle

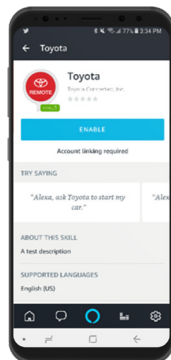
1 Ensure that your vehicle is equipped with **Remote Connect^{*}**, and that you are registered into **Toyota Connected Services** via your **Toyota Owners** account.

* Remote Connect features require an active trial or subscription.

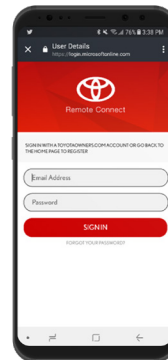


2 Sign in to your Amazon account* on amazon.com, or open the **Alexa** app. Search for and enable the **Toyota** skill.

* You will need an amazon.com account to enable and link the Amazon Alexa Toyota Skill.

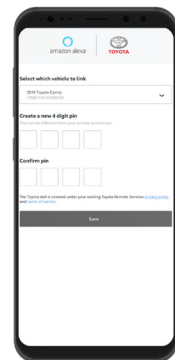


3 Once enabled, sign in to the skill with your **Toyota Owners** login credentials.



4 Select your vehicle, create and confirm a **four-digit PIN^{*}**, and then select **Save**.

* This PIN does not need to match any existing Toyota PIN you may have. It is only used to authorize certain sensitive commands, like starting the vehicle or unlocking the doors.





DISCLOSURES

1. Remote Start/Stop not available on Manual Transmission equipped vehicles. **2.** Google and Google Home are trademarks of Google LLC. Functionality of Remote Connect depends on many factors outside of Toyota's control. Use only if aware of circumstances surrounding vehicle and it is legal and safe to do so (e.g., do not remotely start engine if vehicle is in an enclosed space or vehicle is occupied by a child). Remote Connect is dependent upon an operative telematics device, a cellular connection, navigation map data and GPS satellite signal reception, and other factors outside of Toyota's control, which can limit the ability or functionality of the system. Registration and app download are required. Data charges may apply. See usage precautions and service limitations in Owner's Manual. To learn about Toyota Entune 3.0's data collection, use, sharing and retention, please visit <https://www.toyota.com/privacyvts/>. The Remote Connect trial period is at no extra cost and begins on the original date of purchase or lease of a new vehicle. After the trial period expires, enrollment in a paid subscription is required to access the service. Terms and conditions apply. Remote Start/Stop not available on Manual Transmission equipped vehicles. Actions and services subject to change at any time without notice. **3.** Amazon, Alexa, and all related logos and marks are trademarks of Amazon.com, Inc. or its affiliates. Not all Amazon Alexa skills are available for in vehicle use. Certain Alexa functionality is dependent on smart home technology. **4.** Toyota and third party apps/services may vary by phone/carrier and are subject to change at any time without notice; functionality depends on many factors. Select apps use large amounts of data; you are responsible for charges. See www.toyota.com/audiomultimedia for details. To learn about Toyota Audio Multimedia data collection, use, sharing and retention, please visit <https://www.toyota.com/privacyvts/>. **5.** Always drive safely, obey traffic laws and focus on the road while driving. Siri® is available on select iPhone/iPad models and requires Internet access. Siri® is not available in all languages or all areas and features vary by area. Some Siri® functionality and commands are not accessible in the vehicle. Data charges may apply. See Apple.com and phone carrier for details. Siri® is a registered trademark of Apple Inc. **6.** Concentrating on the road should always be your first priority while driving. Do not use the hands-free phone system if it will distract you. **7.** Use Google Assistant™ to Remote Connect only if aware of circumstances surrounding vehicle and it is legal and safe to do so (e.g., do not remotely start engine if vehicle is in an enclosed space or vehicle is occupied by a child). **8.** iPhone, Apple and the Apple logo are trademarks of Apple Inc., registered in the U.S. and other countries. App Store is a service mark of Apple Inc. **9.** Subscriptions may be required to access certain content. Additional terms, conditions and/or charges may apply. **10.** Up to six people can link their accounts to Google Home for personalized responses. **11.** Android is a trademark of Google LLC. **12.** Google, Google Home, Google Play, Android and related marks and logos are trademarks of Google LLC. The Google Assistant is not available in certain languages and countries. Requires pairing with eligible phone and Internet connection. Subscriptions for services may be required. **13.** Key fob requires an active Data Control Module (DCM).